



Gridline 24 Clean

24mm co-extruded grid system for clean rooms and non-magnetic areas.

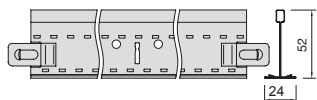
Key Features

- Aluminium construction: non-magnetic system with high corrosion resistance
- Co-extruded gasket: better seal between tile and grid
- Class 4 performance as per ISO standard 14644-1
- Durability Class B (EN 13964)
- Ideal for healthcare and hi-tech manufacturing

Physical Data

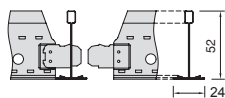
- Material: co-extruded aluminium with gasket
- Surface finish: extruded PVC
- Colour: Global White

Gridline 24 Clean – Main Runner (Bulb-to-Bulb Connection)



Item No.	Dimensions (mm)				Standard Colours
	Length	Width	Height	Slot Centres	Global White
EA 794044	3600	24	52	300	•

Gridline 24 Clean – Cross Tees + Perimeter Trim (Stab System, Butt Cut)



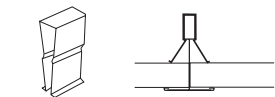
EA 793044	1200	24	52	300	•
EA 792044	600	24	52	300	•

Perimeter Solution

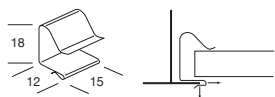


EA 7812	3660	22	22	-	•
---------	------	----	----	---	---

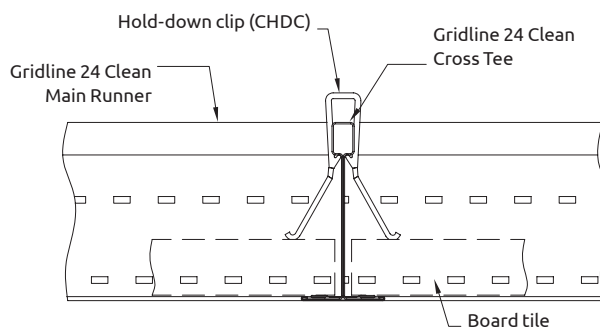
Accessories



CHDC
Hold down clip suitable for non-magnetic areas



A 426
Board access clip



Sustainability



25



A+



EN 13964
E1

Fire Reaction



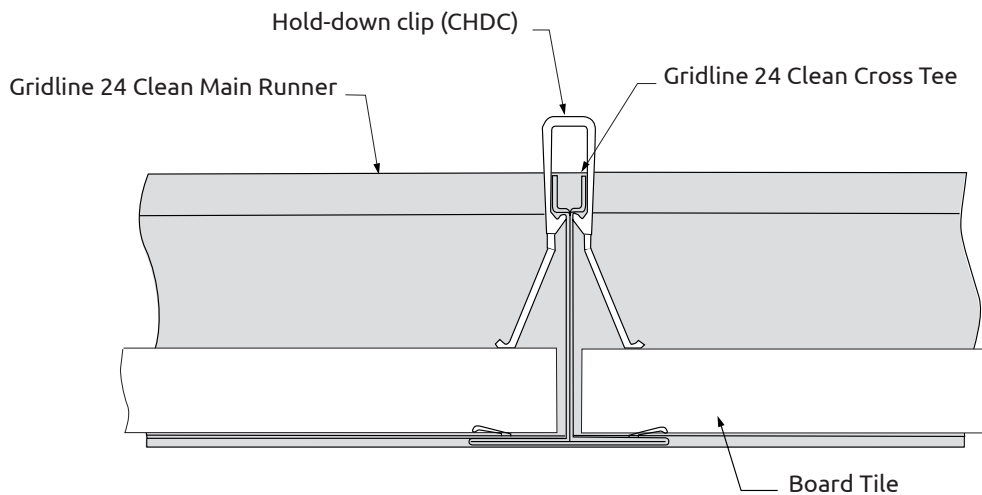
EEA Euroclass A2-s1, d0
EN 13501-1

Performances & Features



30 Year
System
Guarantee

Installation Instructions:

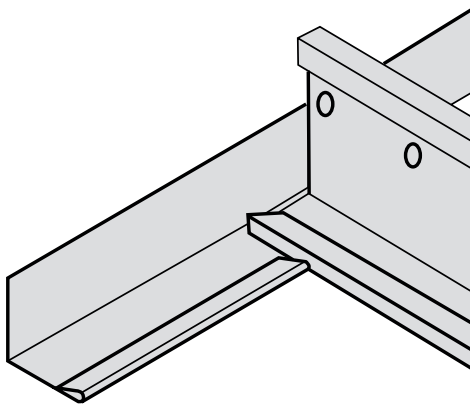


In case of high air pressure from below, hold-down clips need to be used to avoid uplift of tiles and to provide airtightness.

The PVC clip **BP CHDC** can be used in any space, including MRI environments.

The clips should be used with **15 to 18 mm** thick board tiles.

A **600 x 600** tile shall be fixed with 8 clips, 2 on each side and a **1200 x 600** tile with 10 clips, 3 on each long side and 2 on each short side.



Where the grid is laid on top of the perimeter trim, the gasket of the perimeter trim needs to be cut and removed.

Each perimeter tile shall be fixed with a minimum of **4 hold-down clips** for a **600 x 600** tile and **5 hold-down clips** for a **1200 x 600** tile.

If necessary, air tightness can be reinforced along the perimeter trim, especially where the grid meets the trim, by using silicone or mastic.

To obtain a tile that remains accessible from below, the steel access clip **BPA 426** can be used, except for MRI environments.

If you would like to order a sample or have any queries about this product please contact our Technical Sales Team on **0800 371 849** or email enquiries@zentia.com

TDS 236.2.05.25